

## LASTRE E LISTELLI IN POLIURETANO

### LASTRE DA STAMPO (mm) Durezze disponibili: 75 - 80 - 92 Sh°A

490 x 490 x 5	490 x 490 x 6	490 x 490 x 7	490 x 490 x 8
490 x 490 x 9	490 x 490 x 10	490 x 490 x 12	490 x 490 x 14
490 x 490 x 15	490 x 490 x 16	490 x 490 x 18	490 x 490 x 20
490 x 490 x 25	490 x 490 x 30	500 x 500 x 40	500 x 500 x 50
500 x 500 x 60	500 x 500 x 70		

### LASTRE CENTRIFUGATE (mm) Durezze disponibili: 75 - 80 - 92 Sh°A

Dimensioni: 2030 x 510 mm      Tutti gli spessori da 1 a 12 mm

### LISTELLI (mm) Durezze disponibili: 75 - 80 - 92 Sh°A

5.5 x 21.85 x 250	12 x 32 x 595	13 x 13 x 600	15 x 15 x 580
16 x 16 x 580	19 x 19 x 580	22 x 22 x 580	10 x 45 x 300
10 x 85 x 350	10 x 130 x 300	10 x 165 x 350	20 x 180 x 1380
20 x 230 x 1040	20 x 230 x 1440	20 x 280 x 1100	30 x 90 x 1080
30 x 110 x 1080	30 x 45 x 1000	30 x 300 x 635	30 x 300 x 830
50 x 300 x 830	50 x 100 x 1080	60 x 245 x 1315	20 x 160 x 1820
40 x 160 x 1820	60 x 160 x 1820		

## MANICOTTI/BARRE FORATE L = 500 mm in Vulkollan® 65, 80 o 92 Sh°A



### Diametro esterno (mm)

21.60	25.30	31.20	31.40	33.90	34.30	38.00
38.20	41.20	44.10	44.60	47.00	50.50	51.00
53.80	57.60	57.80	62.70	63.70	67.60	68.60
70.60	73.50	75.90	77.90	81.10	92.60	96.50
101.90	102.40	112.70	123.00	129.40	150.90	156.00


159.70

### Diametro interno (mm)

8.05	8.85	9.00	9.45	9.75	9.85	10.00
10.25	10.35	11.80	12.20	13.70	13.80	14.80
15.45	15.95	16.25	17.05	19.50	19.70	20.10
20.20	20.60	21.10	21.20	22.05	22.15	22.95
23.65	23.85	25.00	25.10	25.30	25.50	25.80
26.00	27.95	28.05	28.15	29.55	30.25	32.00
32.50	35.35	37.15	38.00	38.40	38.80	40.40
44.35	46.80	48.25	49.55	57.15	57.45	58.10
59.80	62.90	64.50	79.40			

Nota: Per i manicotti, è possibile combinare tutti i diametri esterni con tutti i diametri interni.  
Tuttavia, è necessario che il diam. esterno sia maggiore dell'interno di almeno 10 mm.

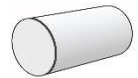
## BARRE PIENE L = 200 mm in Vulkollan® 65, 80 o 92 Sh°A



### Diametro esterno (mm)

13.80	16.20	16.50	19.00	21.20	23.50	25.50
-------	-------	-------	-------	-------	-------	-------

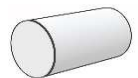
## BARRE PIENE L = 500 mm in Vulkollan® 65, 80 o 92 Sh°A



### Diametro esterno (mm)

9.80	10.80	14.70	15.70	17.60		
81	92	96	103	112	124	131
151	160					

## BARRE PIENE L = 1000 mm in Vulkollan® 92 Sh°A



### Diametro esterno (mm)

14.7	17.6	18.6	19.6	20.6	21.5	22.5
23.5	24.5	25	25.5	26.4	27.4	31.3
36.2	41.1	45	47	50.9	52.8	58.7
62.6	63.5	70.5				